



AOTEAROA CULTURAL &  
VOLUNTEER EXCHANGE

NEW ZEALAND

~ NATIONAL PROFILE ~

2026 - 2027

**Nau mai, haere mai! Welcome to Aotearoa,  
*Land of the Long White Cloud.***

**Home of the Māori people, incredible landscapes,  
remarkable wildlife and friendly locals!**



## Contents

<b>About New Zealand</b> .....	4
Brief Facts .....	4
Climate .....	5
History.....	6
Population.....	7
Wildlife.....	7
Economy .....	8
Government.....	8
Public Holidays.....	8
Lifestyle and Recreation.....	9
Law and Order .....	10
Health and Safety.....	10
Travelling, Driving & Buying a Vehicle in New Zealand.....	11
The Legend of Maui .....	12
Māori Culture and Language.....	13
<b>ACVE</b> .....	14
Our Vision .....	14
Our Mission.....	14
Meet the Team .....	14
Contact Information .....	15
<b>Volunteering with ACVE</b> .....	16
Overview.....	16
Volunteer Placements in New Zealand.....	17
What you can expect from ACVE .....	18
Travel Month .....	18
Finances & Pocket Money.....	18
Internet & Communication .....	19
Travel/Tickets.....	19
Window Dates & Your Arrival .....	19
What you need to do before coming to New Zealand .....	20
What to Bring.....	20
<b>ADDENDUM 1: VISA PROCESS</b> .....	21
<b>ADDENDUM 2: VOLUNTEER CONTRACT</b> .....	22

# About New Zealand

---

## Brief Facts

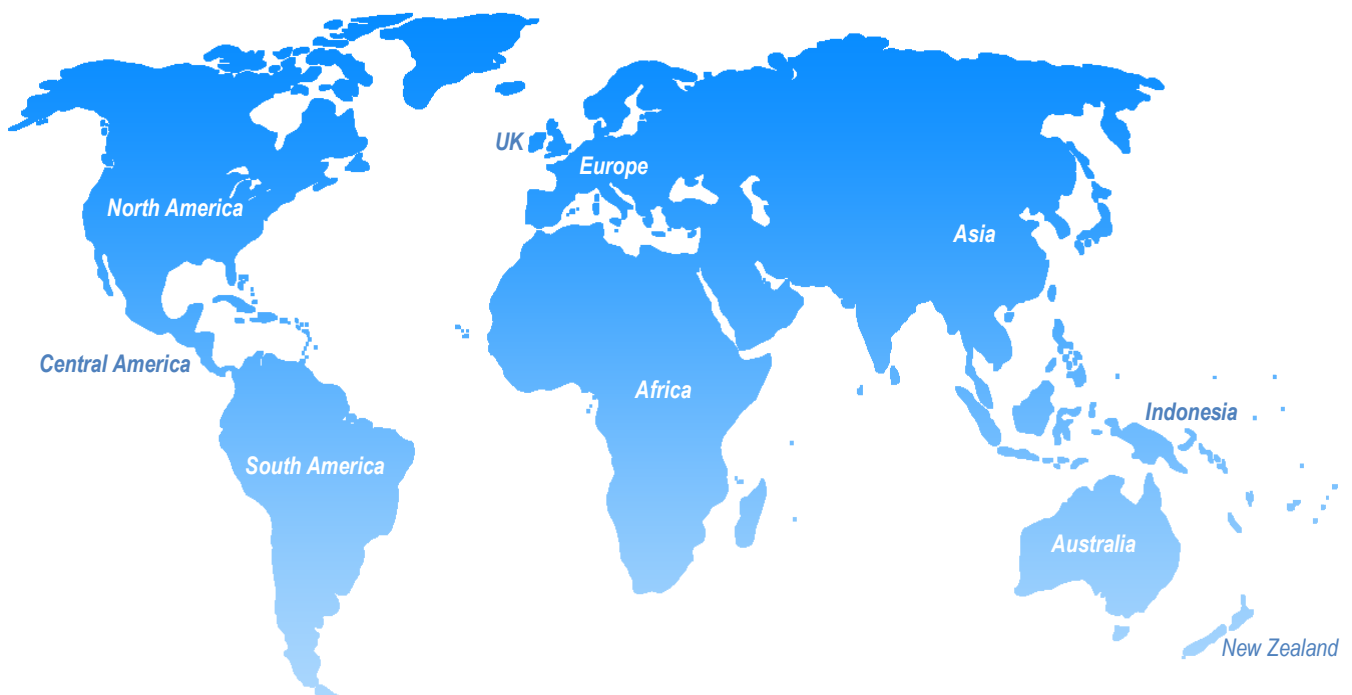
<b>Official Languages</b>	<i>English, Māori and New Zealand Sign Language</i>
<b>Major Religion</b>	<i>Christianity - no official state religion (Multicultural population and all religions are accepted)</i>
<b>Capital City</b>	<i>Wellington</i>
<b>Political</b>	<i>Stable Democracy</i>
<b>Area</b>	<i>270,535 sq km / 104,453 sq miles</i>
<b>Population</b>	<i>5 Million</i>
<b>Currency</b>	<i>New Zealand Dollar</i>
<b>Time Zone</b>	<i>GMT + 1200 (+1300 during daylight savings Sept – April)</i>
<b>Country Phone Code</b>	<i>+64</i>

### **Electricity**

*New Zealand electricity is run on 230 volts, - 50 hertz, with a 3 pin plug. Adaptors are available, should you wish to use appliances of a different current.*

### **Plugs**

*A New Zealand power plug and outlet looks like this:*



## Geography

New Zealand is located in the southern Pacific Ocean, approximately 1,600 kilometres (995 miles) south and east of Australia. New Zealand is comprised of two main islands (the North and South Islands) and several smaller islands of which the combined total land area is 270,534 sq kms (104,454 sq mls ). It is similar in size to Colorado, Japan and the United Kingdom.

New Zealand's geography includes spectacular landscapes incorporating the vast mountain chain of the Southern Alps, the volcano region of the North Island, fiords, glaciers, lakes, rainforests and extensive grassy plains. New Zealand is surrounded by a coastline of sandy shores, surf beaches, rocky outcrops, harbours, islands and inlets.



*Cathedral Cove, Coromandel*



*Punakaiki Rocks, South Island*



*Hooker Valley, Mt Cook*



*Auckland City 'City of Sails'*



*Geyser, Rotorua*



*Anaura Bay, Gisborne Coast*

## Climate

New Zealand weather and climate is of particular importance to the people of New Zealand, as many New Zealanders make their living from the land. Most of the country lies close to the coast, which means mild temperatures, moderate rainfall, and abundant sunshine. The far north has subtropical weather during summer and summer temperatures throughout the country range from 20C – 30C. In the north, winters are mild 6C – 11C and, because New Zealand lies in the Southern Hemisphere, the average temperature decreases as you travel south. The inland alpine areas of the South Island can be as cold as -10 C in winter.

- Spring - September, October, November
- Summer - December, January, February
- Autumn - March, April, May
- Winter - June, July, August

There aren't large temperature ranges, nor the extremes found in most continental climates. However because New Zealand's climate is dominated by mountains and surrounding sea, the weather can change unexpectedly—as cold fronts or tropical cyclones quickly blow in. Because of this, you should be prepared for sudden changes in weather and temperature if you're going hiking or doing other outdoor activities.

## History

### *Māori settlement*

Polynesian people (Māori) were the first settlers of New Zealand arriving from Polynesia in large Wakas (Sailing Canoes) around the 11<sup>th</sup> 12<sup>th</sup> Century. They named the North Island *Aotearoa* which means the "Land of the long white cloud" which has become the accepted Māori name for all of NZ. Early Māori lived in tribal groups, gardening, catching birds and fish, and making tools, weapons and ornaments.

### *The first Europeans*

The Dutch explorer Abel Tasman was the first European to discover New Zealand, in 1642. The English navigator James Cook mapped the country in 1769–70. After this, sealers, whalers and traders arrived.

Beginning in 1814, missionaries arrived to convert Māori to Christianity, and taught them farming skills, reading and writing.

Inter-tribal wars became more devastating with the introduction of muskets but diseases introduced by Europeans caused more fatalities than firearms.

### *1840s–1850s: a new British colony*

As more settlers arrived, the British government decided to take control of New Zealand. In 1840, a majority of Māori Chiefs signed the 'Treaty of Waitangi' with representatives of the British Crown, who sought sovereignty over the country (This was 6th February 1840, now a nationally celebrated public holiday). In return the Queen's representatives promised Māori ownership of their land, and the rights of British citizens. In later years, differences of interpretation between the English and Māori texts complicated efforts to redress breaches of the treaty.

### *1860s–1880s: conflict and growth*

Māori were pressured to sell their land for settlements. In the 1840s disputes over land erupted causing clashes between Māori and the British leading to bloodshed. In the 1860s, outright war broke out with many casualties on both sides. By 1872 the wars over land had ended and large areas of land were confiscated from 'rebellious' tribes. From the 1870s, the government helped thousands of British people start a new life in New Zealand on the land confiscated or bought from Māori. New Zealand made money selling its wool and gold overseas. Railways were built and towns sprang up or expanded.

### *1890s–1945: social change and war*

In 1893 New Zealand became the first country to give women the vote, among other liberal reforms. In the First World War, it joined Britain in the fight against Germany. In the 1920s and 1930s many New Zealanders suffered hardship in a world-wide depression. They voted for a Labour government which passed laws aimed at giving everyone a decent standard of living. During the Second World War, New Zealand troops again served overseas with distinction.

### *The later 20th century*

From the 1950s, New Zealand widened its outlook beyond Britain, which had been the main market for the country's meat, wool, butter and cheese. It began to sell its goods to many different countries, and was increasingly influenced by the United States. At the same time, it kept its identity as an independent nation.

### *Changes for Māori*

Many Māori moved to the cities after the Second World War. It was not until 1975 that their concerns about their treatment by the government began to be taken seriously. From about this time Māori began reviving their language and culture and redress for lands taken by the crown unfairly were managed through The Māori Land Court - which still continue to hear claims.



## Population

### *A more diverse nation*

For a long time New Zealand had been predominantly Pākehā (the Māori name for NZ Europeans) and Māori. But since the 1970s many more ethnic groups have been allowed to settle – from the Pacific Islands, Asia and every corner of the globe. As of 2025, the resident population of New Zealand is just over 5.3 million. The majority of New Zealand's population is of European descent, the indigenous Māori are the largest minority, followed by Asians and non-Māori Polynesians then other ethnicities. English, Māori and New Zealand Sign Language are the official languages, with English being the predominant spoken language. About one-fourth of the population lives in Auckland, the largest city in the North Island and hosts many beautiful beaches and offshore islands.

From indigenous peoples, pioneering spirit and multicultural pacific nation, New Zealand maintains its own unique and diverse identity.



## Wildlife

Due to NZ's remoteness and being surrounded by ocean, there are no native land mammals. There are many 'introduced' animals both wild and farmed. We have an abundance of rare and unique native birds the most significant being the rare flightless bird called the Kiwi (also a colloquial term for New Zealanders). Many varieties of fish abound in our oceans, lakes and rivers. NZ is famous for its marine life, especially opportunities for whale watching and swimming with the dolphins. NZ is a rich green land with many National Parks, bush areas and forests.



## Economy

New Zealand's economy is heavily dependent on overseas trade. Traditionally a large proportion of New Zealand's exports (mainly agricultural products) went to the United Kingdom.

New Zealand has developed its agriculture and manufacturing industries to suit the needs of niche markets. Dairy and meat exports still make a large contribution to New Zealand's economy. However, industries such as forestry, horticulture, fishing, manufacturing and tourism have become increasingly significant.

Australia is the number one merchandise export market. The United States has increased to become the second largest export market, followed by Japan, and then the United Kingdom. The New Zealand currency is the New Zealand dollar. One dollar is equal to 100 cents.

## Government

New Zealand moved from colonial to Dominion status in 1907, gaining full independence from Britain under the Statute of Westminster Adoption Act 1947. New Zealand is an independent state within the Commonwealth. Queen Elizabeth II is represented by the Governor General who summons and dissolves Parliament, and assents to legislation.

New Zealand now has a mixed member proportional (MMP) Parliament of approximately 120 seats: 67 electorate representatives and 53 party list members. There are 2 main parties – Labour and National – with several minor parties including Greens (environmental) and The Māori Party.



Chris Luxon  
NZ Prime Minister


## Public Holidays

Most people take their family holidays over the Christmas and New Year period.

Schools close down over this period for 6 weeks from about the 20<sup>th</sup> December to the end of January. During the year, school students also have 2-week holidays in April, July and September.

The public holidays that are observed are as follows:

January 1 <sup>st</sup>	<i>New Years Day</i>
January 2 <sup>nd</sup>	<i>Day after New Year's Day</i>
February 6 <sup>th</sup>	<i>Waitangi Day</i>
April (dates vary)	<i>Easter (4 days)</i>
April 25 <sup>th</sup>	<i>Anzac Day</i>
First Monday in June	<i>Queens/Kings Birthday</i>
Friday in June or July	<i>Matariki</i>
Third Monday in October	<i>Labour Day</i>
December 25 <sup>th</sup>	<i>Christmas Day</i>
December 26 <sup>th</sup>	<i>Boxing Day</i>



New Zealand National Flag



New Zealand Maori Flag

## *Lifestyle and Recreation*

From our unique culture to our huge range of outdoor activities and our friendly, laidback attitude, New Zealand is an awesome place to live and play. With a temperate climate, easy access to thousands of miles of beautiful beaches, and a dedicated work/life balance – Kiwis can enjoy a fantastic lifestyle!

### *Outdoors and Sport*

There's always some adventure to be had in New Zealand. It really is a natural playground, one that New Zealanders treasure and enjoy daily. We have great surf beaches around the country, and in winter the central North Island and the South Island provide amazing snow mountains for winter sports. Everywhere you go there's something new to do, even if it's a relaxing picnic in one of our natural reserves. With over a third of New Zealand made up of protected parkland, mountain ranges and marine reserves there are numerous opportunities to camp, mountain bike, fish, hike and much more.

You'll find plenty of solo and team sports here. Some of NZ's favourites include rugby, cricket, netball and swimming, but you'll also find everything from white-water rafting to hiking, football to basketball, fishing to skiing.



### *Values and Attitudes*

One of the things you'll find in New Zealand is the acceptance of different views and ideas. New Zealand is a modern, secular, democratic society, with no ingrained class system. Freedom of speech, expression and religious beliefs are guaranteed by law. Some democratic milestones in New Zealand, include:

- In 1893 New Zealand was the first country to give women the vote.
- New Zealand was the first sovereign state to introduce free public health services and a minimum wage.
- Our country remains a nuclear free zone despite having faced strong outside pressures.
- In 2004 the Civil Unions Bill was passed, which gives both opposite and same-sex couples similar rights to married couples.

### *Quality of Life*

In many ways, it's not what New Zealand has that's important to quality of life here; it's what we don't have. We don't have abject poverty or hunger, largely because of a commitment to social welfare dating back to the 1930s. Corruption is virtually unheard of. New Zealand was ranked the 2nd least corrupt country in the world in 2008. We don't have over-population, pollution, congestion, health issues and cramped city living. Along with a thriving indigenous Māori culture, bustling cosmopolitan cities, traditional towns and friendly people, New Zealand is a great place to live and visit.

### *Adventurers*

In the adrenalin-pumping, heart-stopping realm of extreme sports, this is 'The Adventure Capital of the World'. Whether it's bungee jumping, jet boating, white water rafting, paragliding, kite surfing or abseiling, professional tour operators can be found in virtually every town.



## Law and Order

- The minimum legal age to enter a bar/pub, or purchase alcohol from a store, is 18 years. You may be asked for identification under the age of 25. Always carry your ID with you or you may be refused entry. Your Driver's License from your home country may not be enough to be let in to bars, and you may need to show your Passport. **Consider getting an international 18+ card in English, or get a KiwiAccess Card in NZ, so you don't need to carry your Passport around everywhere!** <https://kiwiaccess.co.nz>
- New Zealand law says that you must not drive if the amount of alcohol in your blood or breath exceeds certain age-related limits. These are summarized below:
  - **Aged under 20 years of age** – There is a ZERO TOLERANCE if you are under 20. This means you must not have any alcohol in your system at all. Any trace of alcohol will result in being charged with drink driving.
  - **Aged 20 years of age or over** – You must not drive if you have more than 50 milligrams of alcohol per 100 millilitres of blood, or more than 250 micrograms of alcohol per litre of breath. As it is difficult to assess how many alcoholic drinks you can have before you reach this limit, the best advice is: If you drink at all, DO NOT drive.
- Limits can be easily affected by factors such as your gender, your size and the amount of food you have eaten.
- There are many police checkpoints for driving over the alcohol limit. The fines are significant.

### **IT IS ILLEGAL TO DRINK AND DRIVE**

- Marijuana is illegal. All other illicit drugs are illegal.
- It is illegal to use, text or talk on a cell phone while driving.
- The legal age for sexual consent is 16 and the use of condoms is strongly encouraged to prevent STD's and unwanted pregnancy.

## Health and Safety

Before travelling to New Zealand review the following health and safety facts.

### General Safety

New Zealand is one of the safest holiday destinations in the world. However, you are advised to observe the same precautions with your personal safety and possessions as you would in any other country or at home.

### Health and Medical Insurance

New Zealand is a country without snakes or dangerous wild animals, making it safe for visitors to enjoy outdoor activities. New Zealand's public and private medical/ hospital facilities provide a high standard of treatment and service but it is important to note these services are not free, except as a result of an accident.

Visitors bringing in a quantity of medication are advised to have a doctor's certificate to avoid possible problems with Customs. Doctor's prescriptions are needed to obtain certain drugs in New Zealand.

**A full course of Covid-19 Vaccination is recommended to enter New Zealand.**

No other vaccinations are needed to enter New Zealand.

### Accident Compensation Scheme

Visitors to New Zealand are covered under the local Accident Compensation Scheme for personal injury by accident. Benefits include some medical and hospital expenses, but do not include loss of earnings outside New Zealand.



## Safety Precautions

Although there are no snakes or dangerous wild animals in New Zealand, you should be aware of the following:

- **Variable Weather**  
Weather conditions in New Zealand alpine areas can change rapidly. Be prepared for cold wet weather if you plan to walk in our National Parks, whatever the time of year.
- **Sandflies**  
In wetter areas, particularly in Fiordland, sandflies can be pests, but are effectively controlled by use of an insect repellent.
- **Sunburn**  
New Zealand's clear, unpolluted atmosphere and relatively low latitudes produce sunlight stronger than much of Europe or North America, so be prepared to wear hats and sun block if you plan to be out in the sun for more than 15 - 20 minutes.
- **Natural Disasters**  
New Zealand is prone to many natural disasters, including earthquakes, volcanic eruptions, flooding, tropical cyclones, tsunamis and more. New Zealand has good meteorological and Civil Defence systems in place to warn of, and assist with, any disasters. You should definitely connect to your local Civil Defence on social media when you are in New Zealand.

## Travelling, Driving & Buying a Vehicle in New Zealand

Public Transport (such as national buses and flights) is available between major towns and cities in New Zealand, however compared to other countries **New Zealand's public transport is very limited**. Most of our Project placements are rural and won't have regular (if any) public transport to the nearest town or city. **Many volunteers prefer to buy a vehicle (or share one with other volunteers) for getting around.**

You can pick up a second-hand, reliable vehicle for a few thousand dollars (\$2,500 - \$6,000 NZD), and then sell it when you leave the country, which is relatively simple to do. When owning a vehicle in NZ you will require Third Party Insurance which could be anywhere between \$150 - \$350 NZD annually.

The average cost of petrol in New Zealand is currently between \$2.70 – \$3.10 NZD per litre.

If your current Driver's Licence has an English translation then it will be valid in NZ, otherwise you will need to organise an International Drivers License before leaving your home country. **New Zealanders drive on the left-hand side of the road.**

New Zealand State Highways, main roads, city and town roads can vary in maintenance levels, and some of the smaller roads can be rough. There are still some gravel roads in less frequented remote areas.

New Zealand follows most international road rules. You can see the NZ Road Code here:

<https://www.nzta.govt.nz/roadcode>

Some Average Driving Distances:

Auckland	↻	Tauranga	3 hours
Tauranga	↻	Wellington	6 hours and 30 minutes
Nelson	↻	Christchurch	6 hours

There are several large car ferries that cross between the North Island and the South Island which takes 2-3 hours depending on sea conditions.



### The Legend of Maui

Maui was a demi-god, who lived in Hawaiiiki. He possessed magic powers that not all of his family knew about. One day when he was very young, he hid in the bottom of his brothers' boat in order to go out fishing with them. Once out at sea, Maui was discovered by his brothers, but they were not able to take him back to shore as Maui used his magic powers to make the shoreline seem much further away than it really was. Once they were far out into the ocean Maui dropped his magic fishhook over the side of the waka. After a while he felt a strong tug on the line. This seemed to be too strong a tug to be any ordinary fish, so Maui called to his brothers for help. After much straining and pulling, up suddenly surfaced Te Ika a Maui (the fish of Maui), known today as the North Island. Maui worried that the Gods might be angry about this, and he asked his brothers to wait while he went to make peace with the Gods. However, once Maui had gone his brothers began to argue among themselves about the possession of this new land. They took out their weapons and started fighting, the blows on the land created the many mountains and valleys of the North Island today.

The South Island is known as Te Waka a Maui (the Canoe of Maui). The South Island is also referred to as Te Wai Pounamu (The Waters of Greenstone) after the abundant supply of pounamu used by Māori for tools and sacred ornaments.

Stewart Island, which lies at the very bottom of New Zealand, is known as Te Punga a Maui (Maui's anchor), as it was the anchor holding Maui's waka as he pulled in the giant fish.





Aotearoa Cultural & Volunteer Exchange (ACVE) is a dynamic international youth exchange organisation responsible for running the ICYE volunteer exchange programme in New Zealand. Each year we welcome more than 50 volunteers from around the world to share their skills and experience life in New Zealand. In return, we send young Kiwis overseas to volunteer in Africa, Asia, Latin America and Europe.

ACVE is passionate about encouraging young people aged between 18 and 35 to participate in an ethical, international volunteering programme like ICYE. Our volunteers come from all walks of life and no special skills or experience is necessary. We welcome people with a big heart, an eagerness to learn about a different culture and language, and a positive 'can do' attitude about helping others!

Volunteers coming to New Zealand are well chosen and prepared to adapt to our casual and relaxed way of life. ACVE is a Charitable Trust and has a Board of Trustees. ACVE is based in the North Island with the office operating from Tauranga, which is three hours drive south-east of Auckland.

## [Our Vision](#)

ACVE's vision is to help create a global community of inspiring young people committed to working together regardless of age, social background, culture and nationality, who are passionate about helping others and making a difference in the world.

## [Our Mission](#)

To inspire young people to make a positive difference to their lives by facilitating their participation in a challenging overseas volunteer exchange programme in partnership with non-governmental organisations, community, environmental, educational and social development projects around the world.

## [Meet the Team](#)

### *ACVE Staff*

#### **Teresa Way**

##### [Incoming Program Coordinator](#)

Originally from Canada, Teresa has made New Zealand her home where she lives by the beach with her husband and son. Teresa brings her considerable organisational skills to providing administrative and pastoral support for all aspects of the ACVE Program, including working closely with our Incoming Volunteers in NZ. Teresa understands what it is like to live and work in a different country far from home, and believes wholeheartedly in the learning journey all of our international volunteers are undertaking.



#### **Rhiannon McMillan**

##### [Operations & Outgoing Program Coordinator](#)

Rhiannon enjoys going on adventures and being in the outdoors. She is passionate about all sports (with Netball and Football being her favourite to compete in), cooking Italian food, and likes to be part of a team. With 9 years teaching experience, she is excited to use her skillset to grow ACVE's Outgoing Program and encourage youth from New Zealand to volunteer overseas. Rhiannon also provides administrative support to the overall ACVE Program and looks forward to working with new volunteers to New Zealand and giving them a friendly Kiwi welcome!



## *ACVE Board*

### **Heath Ingham**

#### **Chairperson**


Heath has worked with young people in various capacities for over twenty years. He has worked as a professional sports coach, event director and project manager. Heath is a keen traveller and has visited many parts of South East Asia, Europe and USA. He is passionate about applying his various experience in travel, coaching and project management to oversee the ACVE program for the benefit of our volunteers. He loves the chance to meet our volunteers and see their journey develop in New Zealand.



### **Jonny Fromont**

#### **Trustee**

Jonny is a passionate traveller, with extensive experience in the travel industry that has seen him work all around the world during his career. He moved to Italy at 19 years old, has worked with youth in the USA, volunteered in Nepal and Botswana, and overall has travelled to over 50 countries around the globe. Jonny is excited to support ACVE and assist young people in becoming conscientious global citizens through amazing adventures that open the heart and mind.



### **Donna Brodie**

#### **Trustee**

Donna is a Financial Controller for a large New Zealand horticulture company. Outside of work she loves to travel, mountain bike and take on gruelling physical challenges like Coast-to-Coast multi-sport endurance races. Donna has lived abroad in a number of countries, and knows what it's like to submerge into new cultures and learn about different communities. Donna is thrilled to help direct ACVE and offer her skills and experience to ensure our programs can continue for the betterment of many more young people in the years to come.



## *Contact Information*

### *E-mail*

[info@acve.co.nz](mailto:info@acve.co.nz)

### *Postal Address*

ACVE  
PO Box 5364  
Mount Maunganui, 3149  
New Zealand

VISIT OUR WEBSITE!

[www.acve.nz](http://www.acve.nz)



# Volunteering with ACVE

---

## Overview

ACVE can accept volunteers to New Zealand aged between 18 and 35 years old. Some of the Host Project are in small towns (less than 10,000 people), and spread throughout both North and South Island.

Volunteers can usually experience 2 placements while in New Zealand, although some projects do like volunteers to commit to 12 months.

Host situations are generally a "live-in" situation where the volunteer lives at the workplace in a shared flat. Volunteers must adapt to the lifestyle of their Host Project, which may not be the same sophisticated and independent one they are used to. ACVE aims to place the volunteers in workplaces of their interest depending upon Host Project requirements and availability.

Public transport is minimal, with sometimes only one bus in or out of your town per day, so any weekend activities have to be planned out carefully with the help of your hosts. Most volunteers choose to purchase a second-hand car to use during their time in New Zealand, which they can sell before they return home. This is highly recommended and can help you to be much more independent while on your exchange year, as well as give you the opportunity to travel to some beautiful and remote destinations during your free time. You should definitely try to have your Driver's Licence before coming to NZ.

*We ask that all volunteers be flexible and try things they would not "normally" do.*

*Please use your initiative and common sense, and be enthusiastic about your exchange year in New Zealand! This is your time to shine!*

It is often difficult to find fully **vegetarian or vegan** Host Projects, so volunteers must be prepared to adapt to this situation. However, you will find that most Projects will try and cater for you as best as possible.

The **English language** is most easily adapted to, learned and practised by communication with the people and staff at your Project.

Language will be one of the main obstacles you may have to overcome in order to really live and understand our culture. Most New Zealanders do not speak another language.

**It would be a big advantage for you to gain a basic understanding of English grammar and pronunciation before leaving your country.**

Many volunteers want to live in a city or big town but **most of the Projects are in rural areas**. Be prepared to be living more than one hour drive from a town, with very little public transport systems. Also be prepared to be open to all new environments, as it can be a very positive aspect of your exchange year in New Zealand.

**Medical Travel Insurance** is provided by ICYE for all volunteers. **Please be aware this does not cover theft or loss of personal possessions.** Your sending committee will have further details on this and other travel insurances you should take.

## [Volunteer Placements in New Zealand](#)

### [Some of the types of Host Projects in NZ:](#)

#### *Children's Centre*

This type of core service is the provision of emergency and planned short term respite care for children aged 3 to 12 years, whose families are experiencing significant stress or difficulties.

These issues include financial stress, mental health issues, severe illness, substance abuse and addiction, or even death of a parent/guardian.

#### *Adventure Camps*

ACVE works with a lot of outdoor adventure camps that work mainly with school groups and conference groups who come to camp for outdoor education. Tasks for volunteers are varied and may include activity instruction, hosting groups, kitchen work, cleaning, grounds keeping and much more! Our camps are where you can find big teams of volunteers doing all sorts of things!

#### *Residential Care & Social Work*

This may be caring for intellectually handicapped people, the elderly, disabled children or adults, or at-risk youth. Your duties will range from helping people with personal activities, house chores, kitchen work, laundry, housework, care giving, general companionship for the residents and helping out wherever you can. This may also include placement at social service centres. Often a driving licence is necessary as much of the work can be taking people on visits and outings around the local area.

#### *Community Projects*

Our community projects are ones where your help is needed for the provision of community spaces and places that serve a particular part of our society. At these projects you will be required to help wherever it is needed, to ensure the project can keep running and serving the people it is there for. This type of work can include everything from outdoor maintenance, building, mowing lawns and painting, to kitchen work, cooking, cleaning, laundry, activities, being a big brother or sister to youth and kids, and much more! This is where you really become part of the community!



## What you can expect from ACVE

When you choose to volunteer in New Zealand with ACVE, you can be assured of a warm welcome and full support during your international volunteering year. Your adventure starts with a group **Orientation Camp – what we call O-Week!** Here you learn more about the Kiwi culture and people, ICYE and the ACVE volunteer programme, expectations and other technical and practical information which you will need during your stay in New Zealand. You will also undertake a Kiwi English language course taught by our experienced ESOL teacher.

### Ongoing Support

Transport is organised to your project placement where you will travel across New Zealand by bus or plane (to the South Island and Great Barrier Island). There are two further training seminars to attend – *the Mid-Term Camp* is a chance to reconnect with the whole ACVE volunteer team and to share your experiences so far. The *Final Camp* is held prior to your departure back home. It is inspiring to hear about each person's journey, not only through New Zealand but a journey in adventure, personal development and self-confidence.

### Travel Month

There is a compulsory Travel Month that is given to our volunteers while they are here. This will last for approximately 4 weeks. Volunteers who start the programme in July will take their Travel Month during the Christmas holidays (December and January). The confirmed dates for this will be given at the Orientation Camp. Volunteers who start the programme in January and are on the 12-month program will also take their Travel Month in December and January. Those who are on the 6-month program and start in January will have their Travel Month during July/August after the Final Camp. The confirmed dates for these will be given at Orientation.

It is advised that parents or friends who wish to visit you in NZ, do this during your Travel Month period so that they don't disrupt your time or the Project that you are volunteering in. You are also not able to stay in your placement during your Travel Month unless previously agreed to by your Project.

**The Travel Month could cost you anywhere between NZD \$3,000 - \$6,000. This amount is given as an *indication only* as to what other volunteers have spent over their four-week travel period.**

You will need to have this money available and budgeted for during your time in NZ. The pocket money you receive will not be enough to cover your travel month!

***It is VITAL that when you arrive in New Zealand you have enough funds or access to funds (i.e. visa/mastercard) to keep you financially stable for the time that you are here. Keeping in mind the cost of the Travel Month, without relying on volunteer pocket money.***

### Finances & Pocket Money

An individual bank account will be opened for you during the Orientation Camp.

Volunteers will be able to bank online and be issued with an EFTPOS card for payment of over-the-counter transactions. The pocket money (for non-IJFD volunteers) will be paid into volunteers' bank accounts after the 20<sup>th</sup> of each month by ACVE.

The pocket money amount is reviewed annually by the ICYE Federation.

You **cannot** expect to make any money while you are in New Zealand, as it is a requirement of ACVE's agreement with Immigration NZ that volunteers DO NOT seek any form of paid employment whilst on the ICYE programme in New Zealand.

Please note that 12-month volunteers arriving in July will be reimbursed the cost of travel from their first placement to the Mid-Term Camp, rather than from where they are on their Travel Month to the Mid-Term Camp. Volunteers may travel outside of NZ during the Travel Month (the visa is a Multiple Entry visa) but MUST remember to take their return ticket to their home country with them, as Immigration may ask to see it upon re-entry into New Zealand.

### Internet & Communication

Generally there is internet connection at all Host Projects. There may be some general rules and limits around data use.

Many volunteers bring their own laptops/tablets and make use of the many wireless connections around NZ especially internet cafes and backpackers.

You will be able to organise a NZ Sim Card at Orientation Camp for your cell phone, and your NZ number will be one of the ways that ACVE keeps in touch with you.

### Travel/Tickets

ACVE will keep a copy of your flight ticket and visa at the office. Volunteers wishing to change any of their tickets may have to pay additional costs.

You must also organise your own change of date for your flight home, if you couldn't schedule your exact return date when booking your tickets.

### Window Dates & Your Arrival

You are required to arrive in New Zealand within the specified Window Dates, below:

<b>DETAILS</b>	<b>JULY 2026</b>	<b>JANUARY 2027</b>
<b>Window Date(s):</b>	25 July 2025	TBC 2027
<b>Arrival City is:</b>	Tauranga Airport *	Tauranga Airport *
<b>Please arrive into Tauranga prior to:</b>	4pm on 25 July	4pm on TBC

\* Your arrival port into New Zealand will be Auckland, however you will need to get from Auckland to **Tauranga**, where the Orientation Camp will be held. The best way to do this is to fly straight from Auckland Airport to Tauranga Airport. At Tauranga Airport, ACVE will organise your pick-up and transport to O-Week.

➤ **PLEASE ASK YOUR TRAVEL AGENT TO BOOK YOU THROUGH TO TAURANGA ON YOUR INTERNATIONAL FLIGHT.**

If your travel agent cannot book you on one ticket to Tauranga, you will need to book your own domestic flight. You can do so here: [www.airnz.co.nz](http://www.airnz.co.nz). Please ensure you allow 2.5 hours or more to get through customs, immigration and baggage collection at the Auckland International terminal, and then to walk 20 minutes to the Auckland Domestic terminal (buses also operate to take you there). More information on your arrival will be given to you closer to your departure to NZ.

#### **COVID-19 DETAILS:**

- There are no longer any restrictions to enter New Zealand.
- However, check with your airline if you require a valid COVID-19 Vaccination before you depart, and also with any other countries you transit through to get to New Zealand.

## What you need to do before coming to New Zealand

- Make sure you have organised your VISA (*see the next page*)
- Complete all ACVE paperwork and requirements – (the ACVE Contract, Health Certificate, Car Driving Permission, Police Report & NZ Police Vetting Form, CV, References, Passport, Visa copy)
- Send in your Project Preference List
- Arranged sufficient funds and budgeted for the term of your exchange period (including Travel Month)
- Photocopied all important documents (i.e. passport, visa page, flight/tickets, etc)
- Get any medications that you need to bring with you, including a letter from your doctor if you will need a repeat prescription in NZ for the medication (if it is a controlled drug).

## What to Bring

ACVE recommends that you bring one large bag and one small hand-luggage bag only. You may be travelling to your Project by domestic airline, and can be charged substantial fees for additional or overweight luggage. Note that domestic airlines and buses have a weight limit of 1 x 23kg check-in bag and 1 x 7kg carry-on bag.

## Packing lightly for one year takes some thought!

### We recommend bringing:

- Sunhat or cap – very important for the summer months
- Sunglasses
- Raincoat
- Set of good clothes and a set of old clothes
- T-shirts
- Warm jacket
- Swim suit
- Warm jersey/sweater/fleece top
- Good walking shoes as well as sandals
- Jeans/track-pants/shorts
- Towel
- Sleeping bag
- Typical things of your country to be shown for the Country Presentations at O-Week
- Photos and information about your family and country
- English dictionary (if required)
- Small gift for your host placement

### IMPORTANT DOCUMENTS

- Passport
- Visa
- Return airline ticket
- Health Certificate
- Medic Alert Bracelet (if you wear one)
- Police Report
- International Drivers Licence/Drivers Licence/18+ Card



## ADDENDUM 1: VISA PROCESS

All candidates coming to New Zealand to volunteer must have a **VISA**. All volunteers are required to meet health, character, financial and bona fide requirements.

ACVE works with two types of Visas for volunteers, depending on which country you are citizen of:

- **Working Holiday Visa (WHV)** – for countries with an unlimited WHV arrangement with NZ (see below).
- **Work Exchange Scheme Visa (WES)** – for countries without an unlimited WHV arrangement with NZ.

### WORKING HOLIDAY VISA (WHV)

#### Details for the WHV:

- For citizens of: [Belgium](#), [Denmark](#), [Finland](#), [Germany](#), [France](#), [Italy](#), [Japan](#), [Sweden](#), [UK](#) and [USA](#) (Click on your country to see specific details)
- Your passport must be valid for at least six months after your planned departure from NZ
- You are at least 18 and not more than 30 years old
- You cannot bring children with you
- You must hold a return ticket or sufficient funds to purchase such a ticket \*
- You must have a minimum \$4,200 NZD of available funds to prove you can meet living costs
- You must meet certain health and character requirements
- You will need medical and comprehensive hospitalisation insurance for the length of your stay
- You cannot have been approved a visa under a NZ Working Holiday Scheme before

*\* You are required to hold sufficient funds for the duration of your visit and for the purchase of an outward ticket from New Zealand. Evidence may be requested on arrival at the border (such as a bank statement).*

#### How to Apply for your Working Holiday Visa \*

1. Register for an online account with Immigration NZ here (or via the green links above): <https://onlineservices.immigration.govt.nz/Registration/default.aspx>
2. Once you are signed up, follow the online instructions to complete your application.
3. Keep your password safe so you can access your Immigration account to see status updates and Visa details.

*\* Please note you must be formerly accepted into ACVE's program by ACVE's Program Coordinator, and received the ACVE Welcome Letter, before applying for your visa or confirming your flights.*

### WORK EXCHANGE SCHEME VISA (WES)

#### Details for the WES:

- If you are not from one of the countries listed in [green](#) in the above Working Holiday Visa list, then you will most likely require an ACVE Work Exchange Scheme Visa (WES).
- We will issue instructions for the WES separately, and your Sending Coordinator will provide details.



## ADDENDUM 2: VOLUNTEER CONTRACT

---

Please request the latest copy of the ACVE Volunteer Contract from your sending NC.

WE CAN'T WAIT TO SEE YOU IN NZ!

[www.acve.nz](http://www.acve.nz)